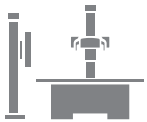




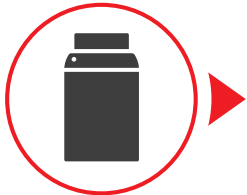
X-Ray Grid



Radiography System



Software



Computed Radiography



Processor



X-Ray Accessories



RF Treatment



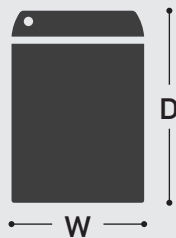
Diagnostics



# ExamVue **CR** **PRO**

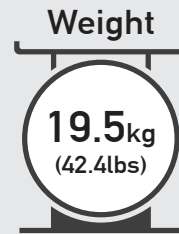
Compact & Flexible CR Solution

- Crystal clear image quality
- Compact, lightweight and wall-mountable to fit anywhere
- Superior scanning speed and process



### Dimensions

- D 803mm (31.6")
- W 456mm (17.9")
- H 134mm (5.4")



### Weight

19.5kg  
(42.4lbs)



### Cassette Sizes

**35x43cm, 24x30cm and 18x24cm**

(default option consists of two 35x43cm)

- Auto-alignment after transportation

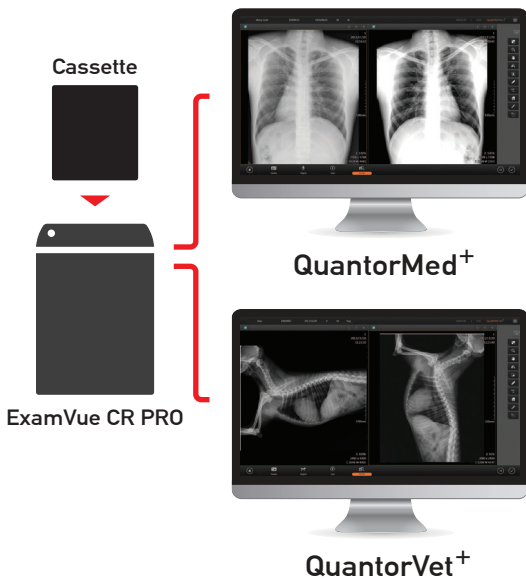
# ExamVue CR PRO | Compact & Flexible CR Solution

## Specifications



Available Speeds	<ul style="list-style-type: none"> <li>70 large (35x43cm) plates per hour</li> <li>50 large (35x43cm) plates per hour</li> </ul>
Resolution	<ul style="list-style-type: none"> <li>16-bits per pixel, 65,535 graytones</li> </ul>
Regulatory Approvals	<ul style="list-style-type: none"> <li>FDA510(k), CE, UL, cUL, FCC</li> <li>Not approved for mammography</li> </ul>
ExamVue Acquire Software	<ul style="list-style-type: none"> <li>Simple and intuitive</li> <li>DICOM store/send to any DICOM destination</li> <li>Annotations and study notes and measuring tools</li> </ul>
Features	<ul style="list-style-type: none"> <li>Cost savings by eliminating film and chemistry</li> <li>Increase productivity</li> <li>High quality images</li> <li>Wall mount option for limited space</li> <li>Automatic cassette and plate handling</li> </ul>
Operating Conditions	<ul style="list-style-type: none"> <li>Temperature: 15~30°C (59~86°F)</li> <li>Temperature gradient 0.5°C/min</li> <li>Humidity: 15~95 RH</li> <li>Magnetic field: max 1,260 micro tesla</li> </ul>

## Quantor<sup>+</sup> Imaging Software for Medical & Veterinary



- Next-generation touch-screen user interface
- Streamlined intuitive workflow
- Automation using DICOM work list server
- Position auto-matching
- Fast, high-quality image processing designed for CR
- Full image manipulation functionality
- Fast, easy image verification
- Simple data management
- Multi-tasking capabilities for maximum efficiency
- Secure, high-speed local database for facilities without an information system
- Full range of image distribution & output
- Support various screen resolutions for notebook or tablet PCs

JPI Healthcare Co.,Ltd.

608-ho, 28, Digital-ro 33-gil, Guro-gu, 08377 Seoul, Korea

82-2-2108-2580 82-2-2108-1180

www.jpi-korea.com

